



puur

puur quality
shines through
polished concrete
and resin floors
for your home

www.puur.uk.com

puur welcome

We should say from the outset that the name puur originates from Holland and is pronounced - 'pure'. The Dutch originally created the technologies related to today's resin floors, so we felt it was only right to give those early pioneers some recognition for giving the world something so beautiful.



Who are puur?

We are specialists in poured resin and polished concrete floors. Based in London, the team have been working, developing and refining these products over the last 25 years. Initially created to service commercial and industrial markets because of the inherent qualities of durability and ease of maintenance, it was not long before the product characteristics and beautiful aesthetics of these products were 'spotted' by contemporary architects and interior designers.

Our **puur mono** and **puur duo** poured floors for residential areas are highly durable and well suited to all home environments, including, kitchens, wet rooms, bedrooms, playrooms, gyms, and any open plan areas.

The surface is easy to clean, totally waterproof, and hygienic. In conjunction with **puur flexbase** it also offers great acoustic properties and underfoot comfort.

020 7084 6266
www.puur.uk.com

Why a poured resin floor?

puur poured resin offers a beautiful contemporary interior solution for those that demand exacting requirements, colour intensity, even coverage, smoothness of finish, durability, precision measurements and beautiful detailing. But probably most of all it's 'the perfectly flat look' that a **puur** resin floor provides. Poured resin floors can provide that "seamless look" throughout your home. So if you are looking for a contemporary seamless floor with unlimited colour choices, the **puur mono** or **puur duo** poured resin flooring range is for you.

Why a polished concrete floor?

puur polished concrete is a great choice for those looking for that smooth contemporary design with a natural polished concrete finish. Polished concrete is also used in many other scenarios from art galleries to high-end retail environments as well as being used in residential environments. It can be honed from a natural finish to a high gloss. **puur psr** polished concrete is hard to beat.

So what can we offer?

We've been installing beautiful floors for a long time so we can help you with impartial advice in order that you specify and choose what's right for you. So whether you are looking for a resin or polished concrete floor, we offer a full, personal and bespoke service from concept to completion.

We differentiate ourselves in a number of ways but project management and planning to integrate the floor finish into a full design scheme and ensuring beautiful detailing is what sets us apart from other more 'industrial' teams. We are as obsessed about the detailing as you will be, and our customers say we are quick, tidy and professional. We've got a huge number of customer references to reassure you if you'd like to chat to someone first hand.

It's also probably good to know that we also offer maintenance programmes and some of our customers have utilised this option, particularly floor refinishing which is a brand new micro layer on top of the old floor to give a new floor colour or finish!

Who are our customers?

We tend to work for three groups of people. Firstly, architects, designers and specifiers. Our portfolio also contains a host of international top end retail brands. And finally, our residential customers who are, perhaps not as famous (in some cases they are), but just as happy!

What colours are available?

Our colours are selected and mixed to internationally recognised colour standards (NCS or RAL) to ensure consistency over time. Please see **puur colour machine** on our website www.puur.uk.com/resin-floors.php#gallery

Would you like to meet our team?

We hope that you're excited about either a **puur** poured resin or **puur** polished concrete floor. If you would like to speak to someone for more advice or would like an onsite visit we will be pleased to hear from you.

puur products

puur resin floors

puur mono and **puur duo** resin floors offer beautiful contemporary interior solutions for those that demand exacting requirements, colour intensity, even coverage, smoothness of finish, durability, precision measurements and beautiful detailing. But probably most of all its 'the perfectly flat look' that a **puur** poured floor provides.

puur psr polished concrete overlay

It looks and feels just like polished concrete. Our **puur psr** polished concrete floor system is cementitious with polymers and fibres to make a floor that has beautiful natural variations with a durable range of finishes from matt to high gloss. This amazing product opens up a host of flexible design possibilities for those of you who want that urban architectural look of polished concrete, but your floor foundations or budget will not allow it.

The beauty of **puur psr** is that it can be laid over timber and other floor substrates that traditionally require much more preparation to allow a covering of concrete. The surface is finished, sealed, and buffed to give enhanced chemical and stain resistance, so you end up with a surface far beyond normal concrete. This type of floor is hard to the touch. Under floor heating can be incorporated. The systems are VOC and emission free, giving a healthy room.

In line with any cementitious product, surface hairline cracks can sometimes become evident, however, this is not detrimental to the floor and adds to the aesthetic nature as with any concrete slab.

puur flexbase

People are often unsure when they are looking for a new poured floor as to whether they mean resin or rubber. So if you are looking for a poured rubber floor, you are probably looking for the **puur** poured resin with flexbase. The hygienic and hypoallergenic aspects combined with the point elastic properties from sports flooring heritage means that **puur** poured floors offer perfect support and impact resistance. Standing on one of these floors all day is easy. Waterproof, slip, and sweat resistance options are available.

puur stonecarpet

puur stonecarpet gets its unique decorative character from individual 3-10 millimetre quartz and marble natural stones. These stones are screened multiple times for size, shape and quality to create a mix that provides an optimal balance for application, aesthetics, function and maintenance.

The product is hand-trowelled by our skilled craftsmen on the job, after blending the colours with a clear matrix to create a seamless floor, completely free of unsightly and difficult-to-maintain grout. Although after-care for most hard surface materials is very costly, that's not the case with **puur stonecarpet**. In fact, due to its construction, it is easier to maintain than carpeting.

puur team

We have over 25 years of industry experience and have pioneered many of today's leading products and techniques.





Our in-house team of experienced applicators are not only highly trained and skilled in laying beautiful floors, but we also pride ourselves in the fact that all of our team work with our clients to ensure that the **puur** experience is one to remember, focussing on both a courteous nature and a respect for the working environment ensuring that disruption is kept to a minimum. We believe this is critical to delivering our exacting standards.

Our floors can be viewed at the following locations by appointment. Please call 020 7084 6266 to arrange.

Our locations are

Great Titchfield Street, W1
Westbourne Grove, W2

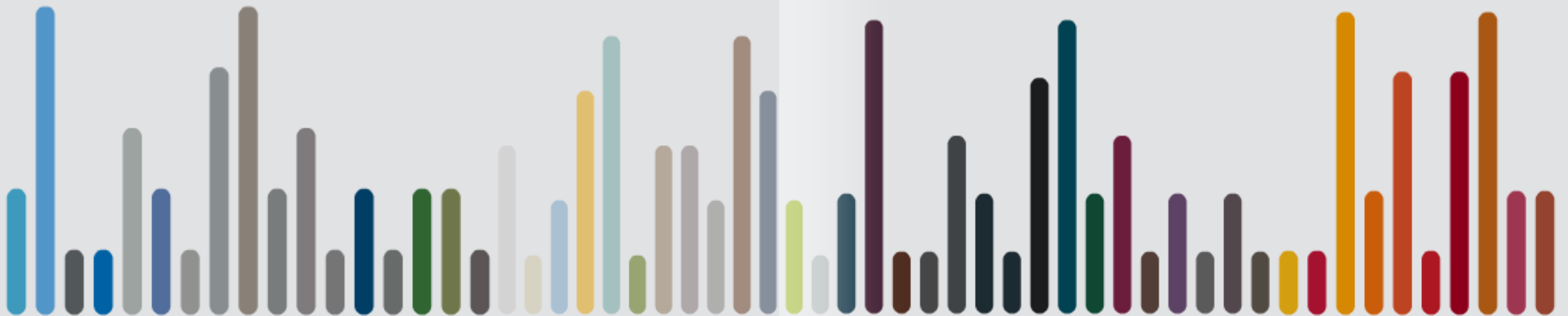
020 7084 6266
www.puur.uk.com



puur inspiration

We offer a full selection of NCS and RAL colours. Please visit our [puur colour machine](http://www.puur.uk.com/resin-floors.php#gallery) on our website to help you decide www.puur.uk.com/resin-floors.php#gallery

Whilst white and pastel colours are our customers most popular selections, we are able to provide almost an unlimited amount of colours.



puur technology

Quality at every stage is what makes us tick. So we use the best fitters to ensure we get the job done right. But our flooring is only as good as the technology behind it. That's why we invest in the most advanced methods of production when supplying any of our products. Here's a little bit of the **puur** magic behind why our floors are some of the best in the business

03/ puur flexbase

Recycled rubber underlay, provides greater comfort under foot, improved acoustic properties, complete assurance against cracking.

04/ puur prime


Ensures adhesion and stabilizes the base floor. Also provides moisture control.

05/ Existing sub floor

puur poured floor systems can be laid directly to the concrete, screed or timber base. when required, we provide the optimal leveling screed, puur psr base, which contains fibres and polymers for the perfect foundation.

01/
puur PU/SG Top Coat
puur PU/SG top coat, available pigmented or transparent to suit requirements. Optimal uv and wear resistance.

02/
puur poured resin
the highest quality resin, flexible, fast curing, and extremely durable.



puur passion

Over the years we have had many letters and emails thanking us not only for their beautiful floors, but for the professional way in which we handled their project from start to finish. Below are a few examples of what people have had to say.

"We are delighted with puur's stunning flooring. We went for a bright white to compliment our minimalist design, and to have the precise RAL number meant we could easily match to the finish of our kitchen and walls as well. What is extraordinary about the floor is that, whilst it has that 'wow' factor, it is also extremely hard wearing, so easy to clean, and is perfect for a home with underfloor heating. On top of that it has withstood the ultimate test of a party full of stilettos! puur have been a sterling company to work with and I would confidently recommend their expertise. Highly professional, informative and reliable – ten out of ten. And the most exciting part? Plotting which colour to go for next!"

Bee Belby - The estates office -London W2

"We are VERY happy with our beautiful polished concrete floor, it looks STUNNING. When we open our front door it looks magical. It has also been a real pleasure working with your team. Professional, efficient, knowledgeable and polite, everything one can hope for in a project. What was amazing was I had recently redecorated and they didn't leave a single mark, they even covered up the plant in our front garden so they wouldn't damage it. So thank you very much for something so lovely.


Patrick Sprunt. London

puur experience.

As well as having years of experience providing beautiful floors, we have also worked with some of the leading architect practices and interior designers and experience shows that floor choice is one of the key considerations when looking to achieve the overall look and feel of any interior design project. We are keen to work with our clients not only to ensure the detailing is right but also the overall look and feel meets the brief.

We have a catalogue of international retail brand names as clients that is a testament to our abilities to work to the most demanding standards. Some of the high end retailers we have worked with include Selfridges, Nike, Giorgio Armani, DKNY, Kooples and Ferrari.

puur quality shines through



Technical Data

puur PSR

Cementitious Overlay Flooring System

Description.

Very low emission fibre-reinforced cement screed designed to create polished concrete and seamless stone floor finishes for interior floors at thicknesses from 3-20mm.

Specification


Finish: Polished and sealed matt through to high gloss. Thickness: From 3mm to 20mm
Colour: Standard Concrete Grey.

Substrate Preparation: On screed by the use of vacuum assisted diamond grinding where appropriate. P5 moisture resistant tng or marine ply screwed and glued. Ideally two layers where possible. Other situations in accordance with puur floors instructions
 Yield: 1.3kgs/sqm at 1mm

Substrate Requirements

Concrete substrate must be structurally sound fully cured, ideally minimum 28 days old, flat, smooth, clean and dry, with an adequate damp proof membrane installed. The design strength of the concrete should be minimum 25-30 N/mm², flexural/tensile strength 1.2 N/mm², with moisture content at time of resin installation not greater than 5% measured according to Calcium Carbide method. Any holes, cracks, or defects to be repaired via approved methods.

Timber substrate normally two layers, each of 18 mm tongue and groove approved moisture resistant chipboard or marine plywood installed in cross fashion for strength and rigidity with tight closed fully glued joints, fixed and counter sunk at 150 mm centres along line of joints and additional areas where required, with suitable expansion provision around perimeter of timber floor to wall. The installed timber surface is to be prepared by sanding to remove any impurities and impregnated with a puur specialist primer



Technical Data

All values are indicative and may vary according to conditions and application.



Abrasion Resistance
 BS8204: Part 2:2002
 Class AR1 – Heavy duty industrial



Temperature Resistance
 Resistant up to 60°C



Chemical Resistance
 Very good resistance to chemicals, consult Puur Floors for specific examples.



Tear strength (after 28 days)
 Compressive 40N/mm! Flexural 17N/mm!



Setting Time
 2-4 hours

Model Specification

Product: Puur PSR / Finish: From Matt to High Gloss (as required) / Thickness: 3-20mm (as required)
 Colour: Grey / Preparatory work and application to be carried out by Puur Floors Ltd.

puur PSR is a high strength cement based product and in common with all such products, in exceptional circumstances, can form fine cracks to the surface during curing. Such cracking is a purely aesthetic feature and does not detract from the functional performance of the product. As with traditional concrete the final finish will vary in colour across the surface. This variance is a decorative feature of the floor, the precise nature of which cannot be guaranteed, as it is dependent upon site conditions, i.e. temperature, humidity and application.

puur floors limited.
 118 - 120 Great Titchfield Street, London, W1W 6SS
 Tel: 0207 084 6266
 E: info@puur.uk.com

020 7084 6266
www.puur.uk.com

Technical Data

puur mono and puur duo poured resin flooring system

Poured Resin Flooring System

Description.

Technical floor information and substrate requirements for puur specially formulated resin floors. Suitable for both commercial and residential environments.



System comprises primer layer, rubber crumb matting (3mm or 6mm), scratch coat, the main levelling base layer comprising two components based on branched polyols and aromatic polyisocyanates, and two surface finishing coats, that after curing will achieve the following overall properties:

Compressive Strength	>30 Mpa
E-modulus	approx 125 Mpa
Tensile Strength	14 Mpa
Ultimate elongation	60%
Shore hardness	60 Shore D
Tear strength	45 kN/m
Abrasion resistance	0.05 gram
Skid resistance Leroux	dry approx 95


Substrate Requirements

Concrete substrate must be structurally sound fully cured, ideally minimum 28 days old, flat, smooth, clean and dry, with an adequate damp proof membrane installed. The design strength of the concrete should be minimum 25-30 N/mm², flexural/tensile strength 1.2 N/mm², with moisture content at time of resin installation not greater than 5% measured according to Calcium Carbide method. Any holes, cracks, or defects to be repaired via approved methods.

Timber substrate normally two layers, each of 18 mm tongue and groove approved moisture resistant chipboard or marine plywood installed in cross fashion for strength and rigidity with tight closed fully glued joints, fixed and counter sunk at 150 mm centres along line of joints and additional areas where required, with suitable expansion provision around perimeter of timber floor to wall. The installed timber surface is to be prepared by sanding to remove any impurities and impregnated with a puur specialist primer.



Floor to dry/cure for minimum 24 hours for light foot traffic, careful mechanical loading after 48hours, full chemical cure at 7 days, based on ambient temperature of 200 c.



puur floors limited.
 118 - 120 Great Titchfield Street, London, W1W 6SS
 Tel: 0207 084 6266
 E: info@puur.uk.com

020 7084 6266
www.puur.uk.com



puur floors limited
118 - 120 Great Titchfield
Street, London, W1W 6SS
Tel: 020 7084 6266
E: info@puur.uk.com